



Contract  
2020

**emuamericas, llc**  
*Seating with Style™*

Your Local Representative is:

[www.emuamericas.com](http://www.emuamericas.com)

emuamericas, llc Wheat Ridge, CO  
T: 303.733.3385 or 800.726.0368 F: 303.733.3384  
[www.emuamericas.com](http://www.emuamericas.com) email: [info@emuamericas.com](mailto:info@emuamericas.com)

# FROM SHEER GIST OF INDUSTRIAL DESIGN TO *Seating with Style*™

## TRADITION

More than 65 years of manufacturing experience - "Made in Italy" at its best

## CRAFTSMANSHIP & STATE OF THE ART MANUFACTURING

A 500,000 sq. ft. manufacturing facility operated by craftsmen and equipped with robotic production, e-coating and multiple finishing lines

## DESIGN

Experienced and up-and-coming designers shape a collection that continually turns heads. Our designs are registered and protected worldwide.



The **Advanced Collection symbol** indicates EMU's partnership with the world's most renowned designers to create and take outdoor furniture to the next level of design

## QUALITY

Well-implemented Quality Assurance Procedures and e-coating process guarantee excellent quality, durability and longevity in most environments

## TESTS

In-house testing equipment and chemical analysis in conjunction with independent laboratories assure a high quality outcome and UNI & CEI standards

## OUTDOORS & INDOORS, STEEL, ALUMINUM, WOOD & WICKER

Decide on the most suitable product for the environment - contact your sales representative

## WARRANTY

Our 3-year limited structural, surface & finish warranty on most items for outdoor commercial seating means no worries. See complete warranty details at [www.emuamericas.com](http://www.emuamericas.com)

## FREIGHT THE SIMPLE WAY

Take advantage of our **Fixed Rate Plan**, based on the shipping zone and amount purchased, or choose to ship with your preferred carrier. Our FOB point is Lebanon, PA 17042

## QUICK SHIP PROGRAM

Just-In-Time manufacturing, large inventory of selected items, and consistent flow of goods into our Pennsylvania Distribution Center gives you immediate availability or at most short lead-times. Please refer to colored boxes under each photographed item for quick ship finish detail

## WEB SITE

[www.emuamericas.com](http://www.emuamericas.com) includes general information on ordering, shipping and warranty, as well as large images, detailed product spec sheets, installation images for reference, installation tips, sales representative directory and much more.....

## REPLACEMENT PARTS

In order to maintain & care for your product, we offer replacement parts such as chair foot caps, table hardware or touch up paint for sale. Visit [www.emuamericasparts.com](http://www.emuamericasparts.com) to make your direct purchase.

emuamericas, llc  
800.726.0368  
[www.emuamericas.com](http://www.emuamericas.com)



PROUD MEMBERS OF:



FIND OUR PRODUCTS ON:



AutoQuotes



CONNECT WITH US:



©2020 emuamericas



*a little bird told me*





# SIDE CHAIRS

800.726.0368

www.emuamericas.com

Most chairs are either stackable or folding, stated dimensions are overall and approximate.



**Centina #214**  
H31"xW21.5"xD22" 9.5 Lbs.  
23 24 62



**Riviera #434**  
H30.5"xW19.5"xD22.5" 14.5 Lbs.  
23 24



**Mom #639**  
H30"xW21"xD22" 15 Lbs.  
16 41 50 62 73



**Modern #634**  
H30.5"xW21.5"xD23" 12 Lbs.  
22 41



**Darwin #521**  
H30.5"xW21"xD21.5" 10.5 Lbs.  
23 24 50 73



**Miky #637**  
H30.5"xW22"xD21.5" 13.5 Lbs.  
22 73 75



**Segno #263**  
H33"xW17.5"xD21" 17 Lbs.  
20 22



**Ronda #111**  
H33.5"xW23"xD24.5" 12 Lbs.  
20 22 24 41 75



**Bridge #146**  
H32.5"xW21"xD23.5" 15.5 Lbs.  
24 73



**Star #161**  
H32"xW21.5"xD24" 15.5 Lbs.  
20 41 60 61



**Thor #655**  
H31.5"xW20.5"xD21.5" 14 Lbs.  
50 73



**Thor Stool #658**  
H17.5"xW18"xD18" 12 Lbs.  
16 22 60



NEW

ALUMINUM FRAME



**Breeze #798**

H32"xW22.5"xD21" 9.5 Lbs.

23 35 24 37



ALUMINUM FRAME



**Lyze #615**

H31"xW18.5"xD21.5" 9 Lbs.

23 71



ALUMINUM FRAME



**Shine #247**

H30.5"xW19.5"xD21.5" 10.5 Lbs.



ALUMINUM FRAME



**Grace #280**

H30.5"xW20.5"xD20.5" 10.5 Lbs.

50



NEW



**Como #1200**


H33"xW22.5"xD23.5" 14 Lbs.

Cushion sold separately



**Caprera #930**

H34.5"xW21.5"xD21.5" 13 Lbs.



**Khali #338**

H32"xW23.5"xD22" 13.5 Lbs.

22 24 41



Folding

**Arc en Ciel #314**

H32"xW17"xD17" 10.5 Lbs.

16 22 50 60



**Sole #3402HD**

H34.5"xW19"xD24.5" 12.5 Lbs.

22



**Topper #150**

H34"xW22.5"xD23" 12 Lbs.

22

Colored circles indicate Quick Ship finish; for additional available finishes refer to our website.



# ARMCHAIRS

800.726.0368

www.emuamericas.com

Most chairs are stackable, stated dimensions are overall and approximate.



**Centina #215**  
H31"xW23"xD22" 11.5 Lbs.  
23 24 62



**Riviera #435**  
H30.5"xW20.5"xD22" 17 Lbs.  
23 24



**Mom #640**  
H30"xW23"xD22" 17.5 Lbs.  
16 41 50 62 73



**Modern #635**  
H30.5"xW23"xD23" 14 Lbs.  
22 41



**Darwin #522**  
H30.5"xW23.5"xD21.5" 12.5 Lbs.  
23 24 50 73



**Miky #638**  
H30.5"xW24"xD21.5" 15.5 Lbs.  
22 73 75



**Segno #268**  
H33"xW20.5"xD21" 15 Lbs.  
20 22



**Ronda #116HD**  
H32.5"xW22.5"xD25.5" 12.5 Lbs.  
20 22 24 41 75 RAL



**Bridge #147**  
H32.5"xW22"xD23.5" 16 Lbs.  
24 73



**Star #162**  
H32"xW23"xD24" 17 Lbs.  
20 41 60 61



**Segno #267**  
H33"xW20.5"xD21" 14 Lbs.  
22 82 41 82



**Reef #620**  
H31"xW23.5"xD21" 9 Lbs.  
23 48



NEW

ALUMINUM FRAME



**Breeze #799**

H32"xW23.5"xD21" 10.5 Lbs.



ALUMINUM FRAME



**Lyze #616**

H31"xW24.5"xD22.5" 14 Lbs.



ALUMINUM FRAME



**Shine #248**

H30.5"xW23.5"xD22.5" 12.5 Lbs.



ALUMINUM FRAME



**Grace #281**

H30.5"xW23"xD20.5" 11.5 Lbs.



NEW



**Como #1201**

H33"xW22.5"xD23" 14 Lbs.

Cushion sold separately



NEW



**Como #1202**

H37.5"xW22.5"xD24.5" 15 Lbs.

Cushion sold separately



Liberty Station San Diego, CA



**Khali #339**

H32"xW24"xD22" 15.5 Lbs.



**Cantilever #033**

H31.5"xW23"xD24" 19 Lbs.

Cushion sold separately



**Sole #3403**

H34.5"xW23"xD24.5" 14 Lbs.



**Topper #151**

H34"xW23"xD23" 13 Lbs.



Colored circles indicate Quick Ship finish; for additional available finishes refer to our website.



# BARSTOOLS



**Centina #216**  
H36.5"xW21.5"xD21" 12.5 Lbs.

23 24 62



**Riviera Bar #436**  
H38"xW21.5"xD20.5" 14.5 Lbs.

23 24



**Mom Bar #649**  
H40"xW22.5"xD22" 18.5 Lbs.

16 41 50 62 73



**Modern Bar #636**  
H40"xW20.5"xD22.5" 15.5 Lbs.

22 41



**Darwin Bar #523**  
H40.5"xW19.5"xD20" 13 Lbs.

23 24 50 73



**Miky Bar #645**  
H40"xW24"xD21.5" 17 Lbs.

22 73 75



**Segno Bar #264**  
H40.5"xW19.5"xD21.5" 20 Lbs.

20 22



**Ronda Bar #128**  
H46"xW21.5"xD25" 14.5 Lbs.

20 22 24 41



**Bridge Bar #148**  
H40.5"xW21.5"xD23.5" 19.5 Lbs.

24 73



**Star Bar #164**  
H41.5"xW22"xD23.5" 18 Lbs.

20 41 60 61



**Thor Bar #657**  
H29.5"xW19"xD19" 15 Lbs.

16 22 73



Colored circles indicate Quick Ship finish; for additional available finishes refer to our website.  
Some barstools are also available in counter height - please see our website for details.





Ines Beer-B-Q Lecco, Italy



ALUMINUM FRAME

**Shine Bar #253**  
H38"xW21.5"xD22.5" 12 Lbs.



ALUMINUM FRAME

**Grace Bar #283**  
H35.5"xW21"xD20" 11 Lbs.

50



RiNo Beer Garden Denver, CO



Home2 Suite Centennial, CO



NEW



ALUMINUM FRAME

**Yard Counter #538C**, 72"x28", 53 Lbs.

22 24 41



ALUMINUM FRAME

**Yard Bar #538**, 72"x28", 53 Lbs.

24 41

Colored circles indicate Quick Ship finish; for additional available finishes refer to our website. Some barstools and tables are also available in counter height - please see our website for details.





**Elly #1010**

H31.5"xW24"xD24.5" 9.5 Lbs.



DRFW+GRY



**Elly Bar #1210**

H40"xW22.5"xD23" 12.5 Lbs.



DRFW+GRY



**Bella #1008**

H34"xW18"xD21" 7.5 Lbs.



ALUM+WB#2




**Donna #1107**

H33"xW22.5"xD24" 11 Lbs.



ALUM+WB#2



**Anna #1004**

H33"xW15"xD20" 7.5 Lbs.



ALUM CUSTOM COLORS



**Anna Bar #1205**

H42.5"xW15.5"xD21" 9.5 Lbs.



ALUM CUSTOM COLORS



**Anna Bar #1206**

H29.5"xW15"xD15" 7 Lbs.



ALUM CUSTOM COLORS





**Sid #1120**  
H32.5"xW21.5"xD25.5" 11 Lbs.

ALUM+OAK ALUM+WENGE A/BL+GREY



Duke of Cornwall Toronto, ON



**Sid #1020**  
H32.5"xW18.5"xD25.5" 10 Lbs.

ALUM+OAK ALUM+WENGE A/BL+GREY



**Sid Stool #1021**  
H18"xW17"xD17" 6 Lbs.

ALUM+OAK ALUM+WENGE A/BL+GREY



**Sid Community #1549**  
72"x28" 35 Lbs.

ALUM+OAK ALUM+WENGE A/BL+GREY



**Sid Bar #1220**  
H42.5"xW18"xD23.5" 11 Lbs.

ALUM+OAK ALUM+WENGE A/BL+GREY



**Sid Bar #1221**  
H30"xW16.5"xD15" 8 Lbs.

ALUM+OAK ALUM+WENGE A/BL+GREY



**Sid Bar Community #1550**  
72"x28" 45 Lbs.

ALUM+OAK ALUM+WENGE A/BL+GREY

800.726.0368  
www.emuamericas.com

Stated dimensions are overall and approximate.

Colored boxes indicate Quick Ship finish.  
Some barstools and tables are also available in counter height - please see our website for details.

## MESH TOP TABLES



**Cambi #803**, ○ 32", 26.5 Lbs.  
**#813**, ○ 36", 31 Lbs.  
**#804**, ○ 42", 35.5 Lbs.  
**#805**, ○ 48", 42 Lbs.

20 22 24 41 75



**Cambi #800**, □ 24", 25 Lbs.  
**#801**, □ 32", 33 Lbs.  
**#802**, □ 36", 37 Lbs.

20 22 24 41 73



**Cambi #834**, □ 24"x32", 28 Lbs.

20 22 24 41 73



**Franchesco Ristorante** Rockford, IL



**Drink #807**, □ 48"x32", 40 Lbs.  
**Drink #809**, □ 64"x32", 51 Lbs.

20 22 24 41



**Cambi ADA #836**, □ 48"x32", 40.5 Lbs.

20 22 24 41 73



**Fired Pie** Phoenix, AZ



**El Beso** Greenfield, WI



**Cambi Bar #820**, ○ 32", 25 Lbs.

20 22 24 41

(dot) indicates umbrella hole

Colored circles indicate Quick Ship finish; for additional available finishes refer to our website.



# SOLID TOP TABLES



**Solid #828**, ○ 32", 28.5 Lbs.  
**#823**, ○ 36", 33.5 Lbs.

20 22 41



**Solid #829**, □ 32", 35 Lbs.  
**#824**, □ 36", 39.5 Lbs.

20 22 41



**Solid #847**, □ 24"x32", 31 Lbs.

20 22 41



**Segno ADA #3521**,  
□ 38"x24", 36.5 Lbs.

20 22 24 41



**Solid ADA #837**,  
□ 48"x32", 51 Lbs.

20 22 41



**Nova #857**, □ 32", 31 Lbs.  
**Nova #858**, □ 28", 26 Lbs.

Self leveling

22 41 73 75



**Star ADA #303**, □ 40", 56.5 Lbs.

22 24 41



**Star #307**, □ 64"x36", 76 Lbs.

22 24 41

(dot) indicates umbrella hole

Colored circles indicate Quick Ship finish; for additional available finishes refer to our website.

800.726.0368  
www.emuamericas.com



**Bistro #900**, ○ 24", 27 Lbs.  
**#902**, ○ 32", 37 Lbs.

20 22 41




**Bistro #901**, □ 30", 39 Lbs.

20 22 41



**Bistro Bar #900H**, ○ 24", 29 Lbs.  
**#902H**, ○ 32", 39 Lbs.

20 22 41



Stated dimensions are overall and approximate.



**Lock #472K**, □ 24", 44 Lbs.  
**#473K**, □ 32", 60 Lbs.  
**#476K**, □ 20"x28", 44.5 Lbs.

22 41 73



**Lock #474K**,  
□ 48"x32", 92 Lbs.

22 41 73



**Lock Bar #475KH**, □ 24", 52 Lbs.  
**#473KH**, □ 32", 68 Lbs.

22 41 73



**Lock Bar #474KH**,  
□ 48"x32", 108 Lbs.

22 41 73



# SOLID TOP TABLES



**Table System #1130,**  
□ 24", 33 Lbs.

22 41



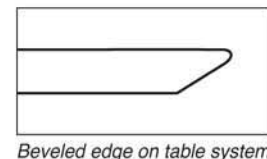
**Table System #1132,**  
□ 32", 43.5 Lbs.

22 41



**Table System #1133,**  
□ 48"x32", 53 Lbs.

22 41



**Darwin #848,** ○ 24", 32.5 Lbs.

23 24



**Darwin #849,** ○ 32", 33.5 Lbs.

23 24



**Darwin #525,** □ 28", 31.5 Lbs.  
**#529,** □ 32", 35 Lbs.

23 24



**Darwin Bar #528,** □ 28", 33.5 Lbs.

23 24

Stated dimensions are overall and approximate.  
www.emuamericas.com 800.726.0368



**Arc En Ciel #346,**  
○ 32", 22 Lbs.

22



**Arc En Ciel**  
**#334,** □ 20"x28", 18 Lbs.  
**#331,** □ 44"x28", 36 Lbs.

22







### ALF, Compact Laminate

Use with Zak, Zeus or Bistro Bases

#GA3232 ☐ 32" #GA2432 ☐ 24"x32"

#GA3636 ☐ 36" #GA4832 ☐ 48"x32"



Dark Concrete  
(201)



Vintage Oak  
(204)



Textured Fleetwood  
(205)



### TOM, Solid Natural Teak Wood Slats

Use with Zak, Zeus or Bistro Bases

#1442 ☐ 32" #1450 ☐ 24" #1454 ☐ 24"x30"

#1443 ☐ 36" #1452 ☐ 32" #1455 ☐ 48"x32"

#1453 ☐ 36"



Teak  
(82)



### SID, Wood-Look Aluminum Slats

Use with Zak or Zeus Bases

#1480 ☐ 26" #1490 ☐ 26" #1494 ☐ 26"x30"

#1481 ☐ 30" #1491 ☐ 30" #1495 ☐ 48"x30"

#1482 ☐ 35" #1492 ☐ 35"



Alum+Oak  
(401)




Alum+Wenge  
(402)



A/BL+Grey  
(400)


## TABLE TOPS



The Summit Thornton, CO



Next Door American Eatery Highlands Ranch, CO



Long Beach Marina Middle River, MD





**Zeus #1340**  
for 30" sq. tops  
H29.5"xW31"xD31" 10 Lbs.

ALUM A/BL



**Zeus ADA #1341**  
for 36" sq. tops  
H29.5"xW35"xD35" 12 Lbs.

ALUM A/BL



**Zak #1361**  
for 28" dia up to 35" dia tops  
for 24" sq. up to 32" sq. tops  
Base width: 26" 17 Lbs.

ALUM A/BL



**Zak #1362**  
for 36" dia up to 42" dia tops  
for 33" sq. up to 36" sq. tops  
Base width: 30" 20 Lbs.

ALUM A/BL



**Zak #1363**  
for 44"x28" tops  
up to 48"x32" tops  
Base size 28"x26" 21 Lbs.

ALUM A/BL




**Zak Bar #1364**  
for 28" dia up to 32" dia tops  
for 24" sq. up to 28" sq. tops  
Base width: 26" 18 Lbs.

ALUM A/BL



**Zak Bar #1365**  
for 44"x28" tops  
up to 48"x32" tops  
Base size 28"x26" 23 Lbs.

ALUM A/BL



Stated dimensions are overall and approximate.  
www.emuamericas.com 800.726.0368



**Hop Social Tavern** Phoenix, AZ



**Maddon's Post** Chicago, IL



**Rino Beer Garden** Denver, CO



**The Lincoln Eatery** Miami Beach, FL



**Hello Betty Fish House** Oceanside, CA



For more installations and ideas visit our website.

[www.emuamericas.com](http://www.emuamericas.com) 800.726.0368



Hampton Inn San Diego, CA



Kirkwood Bar & Grill Chicago, IL



Stanza Salt Lake City, UT



Shorewood Apartments Seattle, WA



Dacha Navy Yard Washington, DC



For more installations and ideas visit our website.

[www.emuamericas.com](http://www.emuamericas.com) 800.726.0368





**Terramare Lounge Sofa #731**  
H28.5"xW101"xD34" 94 Lbs.



**Terramare Lounge Loveseat #730**  
H28.5"xW69"xD34" 68 Lbs.



**Terramare Lounge #729**  
H28.5"xW37"xD34" 43.5 Lbs.



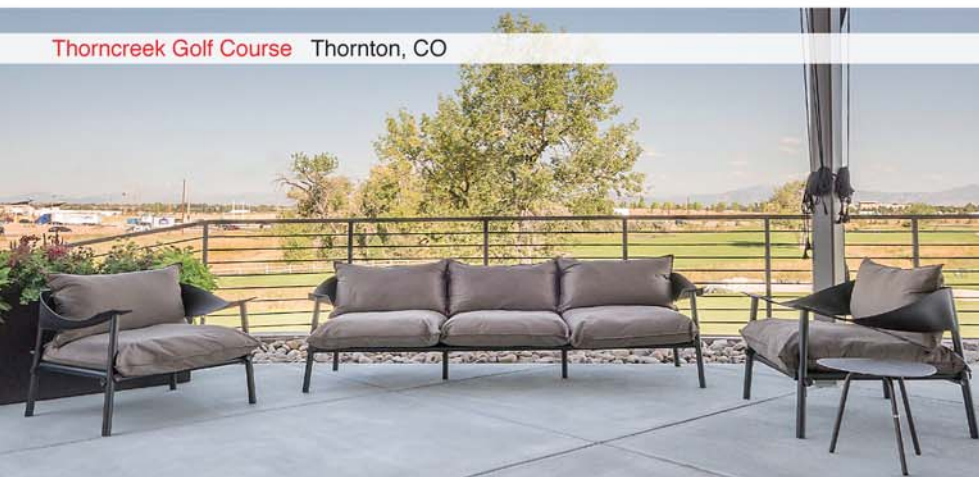
**Terramare Side Table #735**  
H15.5"xW19"xD19" 7 Lbs.  
*Image shown with Statuario White 35 top*




**Terramare Low Table #737**  
H14"xW42.5"xD25" 18.5 Lbs.  
*Image shown with Statuario White 35 top*



**Terramare Low Table #736**  
H12"xW29.5"xD27.5" 14 Lbs.  
*Image shown with Basaltina 34 top*



**Thorncreek Golf Course** Thornton, CO



*Image shown with Emperador 36 top*





**Tami Lounge Sofa #765**  
H10"xW109"xD34" 141 Lbs.



NEW

**Tami Lounge Corner #769**  
H10"xW76.5"xD34" 71 Lbs.



**Tami Lounge Loveseat #764**  
H10"xW80.5"xD34" 110 Lbs.



**Tami Lounge Chair #763**  
H10"xW52"xD34" 55 Lbs.



**Tami Low Table #766**  
H10"xW35"xD34" 60 Lbs.



**Tami Low Table #767**  
H16.5"xW52"xD22.5" 61 Lbs.



**Dock Lounge #744**  
H28.5"xW40.5"xD32.5" 36.5 Lbs.



**Dock Lounge Sofa #743**  
H16.5"-33"xW114"xD36" 101.5 Lbs.



**Dock Ottoman #745**  
H16.5"xW30.5"xD27" 20 Lbs.



**Dock Lounge Loveseat #742**  
H16.5"-33"xW77"xD36" 69.5 Lbs.







**Harvest** Edwards, CO



**Hotel Trio** Healdsburg, CA



 **Shine Lounge #249**  
H28.5"xW30.5"xD25.5" 15.5 Lbs.



**Shine Side Table/Footrest #250**  
H15.5"xW23.5"xD17.5" 8.5 Lbs.



 **Shine Lounge Loveseat #260**  
H28"xW58"xD25.5" 41 Lbs.



**Shine Teak Low Table #252**  
H16"xW31"xD31" 18 Lbs.





**Como Lounge Loveseat #1205**  
H31"xW61"xD30" 36.5 Lbs.



A black and white photograph of a modern armchair. The chair features a dark, possibly black, frame with a curved backrest and armrests. The seat and backrest are upholstered in a light-colored, tufted fabric. The chair is positioned against a plain, light background.

A black armchair with a white mesh backrest and a black seat cushion. The chair has a modern, minimalist design with a curved frame and four legs.

**Nef #626**  
H32"xW25"xD23.5" 9 Lbs.



**NEW**



CAROUSEL COLLECTION by Sebastian Herkner

ALUMINUM FRAME

**emu**

2020



**Carousel Armchair #1212**

*Full rope back*

H30"xW24"xD20.5" 21 Lbs.



**Carousel Armchair #1213**

*Open rope back*

H30"xW24"xD20.5" 18 Lbs.



**Carousel Armchair #1214**

*Flat rope back*

H30"xW24"xD20.5" 18.5 Lbs.



**Carousel Armchair #1210**

*Cushion back*

H30.5"xW24"xD21" 16 Lbs.



**Carousel Lounge #1216**

*Full rope back*

H29"xW29"xD29" 30.5 Lbs.



**Carousel Lounge #1217**

*Open rope back*

H29"xW29"xD29" 25 Lbs.



**Carousel Lounge #1218**

*Flat rope back*

H29"xW29"xD29" 23.5 Lbs.

To view collection details, please refer to our website [www.emuamericas.com](http://www.emuamericas.com)  
Stated dimensions are overall and approximate. Cushions sold separately. 800.726.0368



**CANTILEVER COLLECTION** by **Hoisl / Andreucci**

## E-COATED STEEL



4

### Cantilever Lounge #034

H33"xW27"xD28.5" 25.5 Lbs.

*Cushion sold separately*

23 41



**RIVIERA COLLECTION** by **Lucidi / Pevere**

## E-COATED STEEL



### Riviera Lounge #437

H27"xW26"xD28.5" 20.5 Lbs.

23 24



**LYZE COLLECTION** by Florent Coirier

ALUMINUM FRAME + STAINLESS STEEL BACK



### Lyze Lounge #617

H28.5"xW30"xD28.5" 17.5 Lbs.

23 71





## E-COATED STEEL



 **Darwin Lounge #524**  
H29.5"xW30.5"xD28.5" 15 Lbs.



**Darwin Low Table #526**  
H15.5"W28"D28" 18 Lbs.



 **Darwin Lounge Loveseat #527**  
H29.5"xW55"xD28.5" 29.5 Lbs.



**STAR COLLECTION** by **Centro Ricerche EMU**

## E-COATED STEEL




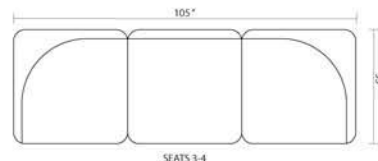
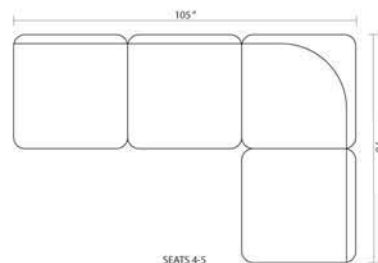
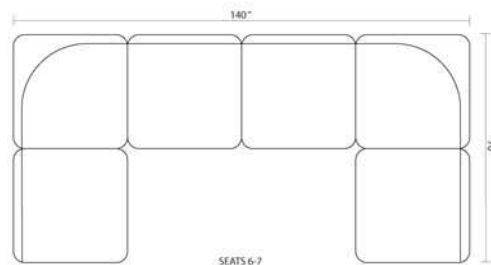
 **Star Lounge #165**  
H29"xW29"xD27.5" 24 Lbs.



 **Star Lounge Loveseat #166**  
H29"xW50.5"xD27.5" 40.5 Lbs.









## WOOD LOOK ALUMINUM + ALL WEATHER WICKER



### Cushion Fabric



Dark Grey 75

**ELLY LOUNGE SET #1710 INCLUDES:** One Lounge Sofa, Two Lounges, One Low Table with Tempered Glass, all cushions included in one standard fabric

## SID LOUNGE COLLECTION

ALUMINUM FRAME + WOODLOOK ALUMINUM SLATS



A/BL+GREY



A/BL+GREY







ALUMINUM FRAME



### Shine Chaise #295

H14"-38"xW30.5"xD82.5" 50.5 Lbs.

Sunshade, Armrest and Storage Net sold separately



ALUMINUM FRAME



### Shine Daybed #289

H14"-38"xW58.5"xD83" 64 Lbs.

Armrest sold separately



ALUMINUM FRAME



### Terramare Chaise #727

H25"xW36"xD80" 30 Lbs.



ALUMINUM FRAME



### Holly Chaise #195

H14.5"-40"xW31"xD79.5" 32 Lbs.

Sunshade sold separately

20 78 41 98



### Snooze Chaise #207

H14.5"-40"xW36"xD84.5" 42 Lbs.

23 42

61 76



ALUMINUM FRAME

### Holly Side Table #196H

H20"xW17.5"xD18" 9.5 Lbs.

20 23 41



### Disco Side Table #100

H16.5"xW16.5"xD16.5" 6 Lbs.

20 22 41



**NEW**

**PATCHWALL COLLECTION** by Chiaramonte / Marin  
Modular Panel System

**emu**  
2020



**Full Metal Panel #2020**  
H33"xW33"xD3" 22.5 Lbs.



**HPL Panel #2021**  
H33"xW33"xD3" 25.5 Lbs.



**Tempered Glass Panel #2022**  
H33"xW33"xD3" 32 Lbs.



**Emotion Panel #2023**  
H33"xW33"xD3" 21.5 Lbs.



**Tempered Glass & Metal Panel #2024**  
H33"xW33"xD3" 29.5 Lbs.



**Single Corner Frame #2038**  
H35"xW3"xD3" 4 Lbs.



**Bolt Down Base #2031**  
H2-3"xW3"xD4.5" 1.5 Lbs.



**Free Standing Base #2030**  
H2-3"xW16.5"xD4.5" 5.5 Lbs.

**Double Corner Frame #2039**  
H38"xW3"xD3" 7.5 Lbs.



**Tall Flower Box #2040**  
H34.5"xW8.5"xD12.5" 29 Lbs.



**Medium Flower Box #2041**  
H25"xW33"xD12.5" 50 Lbs.



**Short Flower Box #2042**  
H10"xW33"xD12.5" 26 Lbs.

To view collection details, please refer to our website [www.emuamericas.com](http://www.emuamericas.com)  
Stated dimensions are overall and approximate. 800.726.0368





**Star Bench #163**  
H32"xW46.5"xD24.5" 32.5 Lbs.

24 41



Holiday Inn New York, NY

**Segno Bench**  
#158 H32"xW50.5"xD23" 58 Lbs.  
#159 H32"xW66"xD23" 71 Lbs.



sold separately

22 24 41



**NeoBarcino Bench #U304**  
H31.5"xW71"xD28" 136 Lbs.



HAMMERED GREY+NATURAL WOOD



Findlay Market Cincinnati, OH

**Essen Bench #U397M**  
H32"xW65.5"xD24.5" 123.5 Lbs.



STEEL GREY



**Valles Bench #U340B**  
H18.5"xW81"xD20" 46.5 Lbs.

SILVER



UC Health Highland Ranch, CO

**Valles Bench #U340M**  
H33.5"xW81"xD30" 71.5 Lbs.

SILVER







**Sid Picnic Table**

**#1820** H30"xW72"xD70" 90 Lbs.

**#1821** H30"xW96"xD70" 120 Lbs.



**ADA #1821A** H30"xW96"xD70" 100 Lbs.



ANTIQUE IRON+WALNUT



RAL+WALNUT



**Omega Bike Rack #U201**

H27.5"xW35.5"xD4" 27.5 Lbs.

SILVER



**Dara Litter Bin w/Ashtray & Snuffer**

**#U694S** H39.5"xW21"xD14.5" 81 Lbs. 25 Gal Capacity

**#U694L** H50"xW26"xD17" 114 Lbs. 51 Gal Capacity

STEEL GREY



**Dado Litter Bin w/Tray Holder**

**#886** H45"xW22"xD22"

65.5 Lbs. 35.5 Gal Capacity

22



**Clash Standup Ashtray #UVC1**

H39.5"xW6.5"xD6.5" 26 Lbs.

GREY BROWN



**Clash Wall Mount Ashtray #UVC2**

H14"xW5"xD5" 8 Lbs.

GREY BROWN



**Doria Litter Bin**

**#U686** H40"xW24.5"xD24.5"

90 Lbs. 3x20 Gal. Capacity

OXIRON+SS



**Deployee Litter Bin**

**#U638** H35.5"xW19.5"xD19"

55 Lbs. 37 Gal. Capacity

BLACK+GREY





Umbrella base  
sold separately

## #980

### 6.5' Square Aluminum Umbrella

W6.5' H7'11" 15 Lbs.



BLACK 5808 CIRCUS RED 5877 KHAKE 5822

Quick Ship



Umbrella base  
sold separately

## #986

### 8.5' Hexagon Aluminum Umbrella

W8.5' H7'10" 19 Lbs.



BLACK 5808 CIRCUS RED 5877 KHAKE 5822

Quick Ship

## #980, #986 features

- All repairable construction, stainless steel hardware
- Anodized Aluminum pole, ribs, struts, hubs and finial 1.5" Diameter one piece center pole
- Simple to open via manual lift, self locking
- O'Bravia Awning commercial grade canopy, 100% recyclable, 100% solution-dyed polyester
- Single Wind Vent in canopy included
- Pocket-less canopy attachment



## #923

24" Dia, 55 Lbs.  
Holds up to dia. 2" pole, H14.5"  
Suitable for umbrella used in a table.

22 24 41



## #927

24" Sq, 65 Lbs.  
Holds up to dia. 2" pole, H15"  
Suitable for umbrella used in a table.

20 24



## #925

24" Dia, double stacked, 105 Lbs.  
Holds up to dia. 2" pole, H15"  
Suitable for a standalone umbrella.

22 24 41



## #928

24" Sq, 85 Lbs.  
Holds up to dia. 2" pole, H15"  
Suitable for umbrella used in a table.

GRANITE

An umbrella base of adequate weight is always required to secure an umbrella, even when used in an umbrella table.



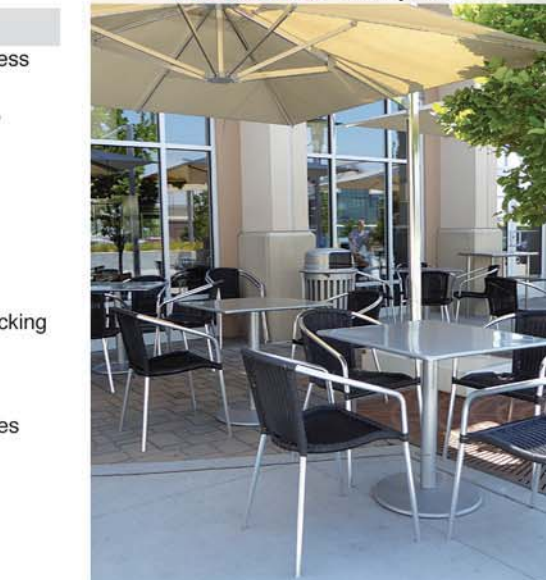
Hoke Poke Los Angeles, CA



Meet Fresh Fremont, CA



Umbrella Bar Park City, UT



Pizzeria Limone Sandy, UT

## #981

### 10' Square Cantilever Umbrella with Base

W10' H9'2" 600 Lbs.



KHAKE 5822

Quick Ship

Umbrella  
base included.  
Regular maintenance is  
required, view website  
for full details.

## #981 features

- All repairable construction with stainless steel hardware
- Anodized Aluminum pole, ribs, struts, hubs and finial cap
- 5 1/2" dia side post with manual crank
- O'Bravia Awning commercial grade canopy, 100% recyclable, 100% solution-dyed polyester
- Single Wind Vent in canopy included
- Pocket-less canopy attachment
- 360 degree / 12 position rotational locking on the base
- Two canopy tilt positions
- 540 Lbs base included, white metal cover over 8 granite plates
- Base may be bolted to the ground (hardware not included)
- Canopy cover for storage included
- Assembly required



## Metal Finishes


View our website for items available in Quick Ship or Special Order Finishes.



2020



## Steel Meshes



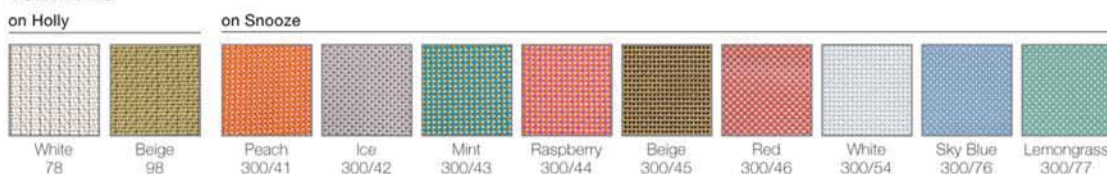
on Khali, Drink   on Ronda, Disco, Cambi   on Sole   on Topper   on Darwin   on Modern   on Centina

### Select your own color:

Our Ronda Armchairs are available for custom powder coating. Choose your color at [www.tigerdrylack.com](http://www.tigerdrylack.com)




## Textilene



on Shine and Terramare (see product info for availability)

on Breeze



## Eco-Leather




## Ceramic / Porcelain

on Terramare and Tami (see product info for availability)



## Synthetic Ropes



## EMU Wood

on Segno, Shine



Teak 82

## Wood Look Aluminum

on Sid (see product info for availability)



Grey 400   Oak 401   Wenge 402   Walnut 404

on Elly



Driftwood 500 (DRFW)   Oak 501 (OAK)

## All-Weather Wicker

on Bella, Donna



Espresso 44 (WB#2)

on Elly



Grey 74 (GRY)

## HPL

on Shine



White 23   Black 24   Brown 41   Taupe 71

on Patchwall



Grey 22   Tambora 86

## WPC

on Tami



Anthracite 34

## Cushions

Upholstery

Magnetic - View website for size and color chair fit



White 300/10   Anthracite 300/11   Green 300/12   Orange 300/13   Aquamarine 300/14   Lilac 300/15

Polyester Fabric on Carousel, Darwin, Miky, Mom, Riviera, Thor - see product info for availability



Beige 500/28   Blue 500/29   Grey 500/30   Ivory 500/31   Brown 500/51

**MAINTENANCE and CARE:** As with any equipment, proper and periodic maintenance is necessary to ensure longevity of the product and customer satisfaction. Full maintenance and care instructions for each product can be found on our website at [www.emuamericas.com](http://www.emuamericas.com). To ensure you get the most out of your investment, please follow our recommended maintenance and care instructions. We recommend that the products be examined every 30 days. Items requiring adjustments, showing any sign of structural failure, that have missing hardware or that show any cracks at the welds should be taken out of service immediately until repaired. Loose screws should be tightened as required and missing or worn out foot caps must be replaced. Replacement parts may be ordered at [www.emuamericasparts.com](http://www.emuamericasparts.com). Furniture should be handled with care. When chairs are stacked, the stack should not be dragged. Stackable chairs should not be dropped or slammed down when being un-stacked. People should not rock backwards or stand on any emuamericas' item. For storage, all furniture should be stored neatly, stacked to suggested height, and packed in a clean and dry area. Tables should not be stacked. Cushions that are stored for longer periods of time should be stored in a dry ventilated area. **NOTE:** Product failure caused by a lack of reasonable and necessary care and maintenance is not covered under warranty. Warranty may be voided if proper maintenance or care is not followed.






# emu

## Contract

© 2020 emuamericas



Cactus – Design: Chiaromonte / Marín

For more product information please visit our website [www.emuamericas.com](http://www.emuamericas.com)

### **emuamericas, llc**

Office & Showroom: 4465 Kipling St, Suite 201, Wheat Ridge CO 80033

T: 303.733.3385 or 800.726.0368 F: 303.733.3384

[www.emuamericas.com](http://www.emuamericas.com) email: [info@emuamericas.com](mailto:info@emuamericas.com)

Scan this code  
with your smartphone  
to connect with us  
on new products  
and specials

